


LEMONT PUBLIC LIBRARY  
DISTRICT, ILLINOIS

---

ANNUAL FINANCIAL REPORT



FOR THE FISCAL YEAR ENDED  
JUNE 30, 2021

# LEMONT PUBLIC LIBRARY DISTRICT, ILLINOIS

## TABLE OF CONTENTS

---

---

### PAGE

#### FINANCIAL SECTION

<b>INDEPENDENT AUDITORS' REPORT</b>	1
<b>MANAGEMENT'S DISCUSSION AND ANALYSIS</b>	4
<b>BASIC FINANCIAL STATEMENTS</b>	
Government-Wide Financial Statements	
Statement of Net Position	14
Statement of Activities	16
Fund Financial Statements	
Balance Sheet – Governmental Funds	17
Reconciliation of Total Governmental Fund Balance to the Statement of Net Position – Governmental Activities	18
Statement of Revenues, Expenditures and Changes in Fund Balances – Governmental Funds	19
Reconciliation of the Statement of Revenues, Expenditures and Changes in Fund Balances to the Statement of Activities – Governmental Activities	20
Notes to Financial Statements	21
<b>REQUIRED SUPPLEMENTARY INFORMATION</b>	
Schedule of Employer Contributions	
Illinois Municipal Retirement Fund	44
Schedule of Changes in the Employer's Net Pension Liability	
Illinois Municipal Retirement Fund	45
Schedule of Revenues, Expenditures and Changes in Fund Balance – Budget and Actual General Fund	47
<b>OTHER SUPPLEMENTARY INFORMATION</b>	
Schedule of Expenditures – Budget and Actual	
General Fund	51
Schedule of Revenues, Expenditures and Changes in Fund Balance – Budget and Actual	
Bond – Debt Service Fund	53
Capital Project – Capital Projects Fund	54
Combining Balance Sheet – Nonmajor Governmental Funds	55

**LEMONT PUBLIC LIBRARY DISTRICT, ILLINOIS**

**TABLE OF CONTENTS**

---

---

**PAGE**

**FINANCIAL SECTION – Continued**

**OTHER SUPPLEMENTARY INFORMATION - Continued**

Combining Statement of Revenues, Expenditures and Changes in Fund Balances	
Nonmajor Governmental Funds	56
Schedule of Revenues, Expenditures and Changes in Fund Balance – Budget and Actual	
Audit – Special Revenue Fund	57
Illinois Municipal Retirement – Special Revenue Fund	58
Social Security – Special Revenue Fund	59
Maintenance – Special Revenue Fund	60

**SUPPLEMENTAL SCHEDULES**

Long-Term Debt Requirements	
General Obligation Library Bonds of 2015	62
Schedule of Assessed Valuations, Tax Rates, Tax Extensions and	
Tax Collections – Last Ten Tax Levy Years	63

## **FINANCIAL SECTION**

This section includes:

- Independent Auditors' Report
- Management's Discussion and Analysis
- Basic Financial Statements
- Required Supplementary Information
- Other Supplementary Information
- Supplemental Schedules

## **INDEPENDENT AUDITORS' REPORT**

This section includes the opinion of the Library's independent auditing firm.



## **INDEPENDENT AUDITORS' REPORT**

December 29, 2021

Members of the Board of Trustees  
Lemont Public Library District  
Lemont, Illinois

We have audited the accompanying financial statements of the governmental activities, each major fund, and the aggregate remaining fund information of the Lemont Public Library District, Illinois, as of and for the year ended June 30, 2021, and the related notes to the financial statements, which collectively comprise the Library's basic financial statements as listed in the table of contents.

### **Management's Responsibility for the Financial Statements**

Management is responsible for the preparation and fair presentation of these financial statements in accordance with accounting principles generally accepted in the United States of America; this includes the design, implementation, and maintenance of internal control relevant to the preparation and fair presentation of financial statements that are free from material misstatement, whether due to fraud or error.

### **Auditor's Responsibility**

Our responsibility is to express opinions on these financial statements based on our audit. We conducted our audit in accordance with auditing standards generally accepted in the United States of America. Those standards require that we plan and perform the audit to obtain reasonable assurance about whether the financial statements are free of material misstatement.

An audit involves performing procedures to obtain audit evidence about the amounts and disclosures in the financial statements. The procedures selected depend on the auditor's judgment, including the assessment of the risks of material misstatement of the financial statements, whether due to fraud or error. In making those risk assessments, the auditor considers internal control relevant to the Library's preparation and fair presentation of the financial statements in order to design audit procedures that are appropriate in the circumstances, but not for the purpose of expressing an opinion on the effectiveness of the Library's internal control. Accordingly, we express no such opinion. An audit also includes evaluating the appropriateness of accounting policies used and the reasonableness of significant accounting estimates made by management, as well as evaluating the overall presentation of the financial statements.

We believe that the audit evidence we have obtained is sufficient and appropriate to provide a basis for our audit opinions.

### **Opinions**

In our opinion, the financial statements referred to above present fairly, in all material respects, the respective financial position of the governmental activities, each major fund, and the aggregate remaining fund information of the Lemont Public Library District, Illinois, as of June 30, 2021, and the respective changes in financial position for the year then ended in accordance with accounting principles generally accepted in the United States of America.

## **Other Matters**

### *Required Supplementary Information*

Accounting principles generally accepted in the United States of America require that the management's discussion and analysis as listed in the table of contents and budgetary information reported in the required supplementary information as listed in the table of contents, be presented to supplement the basic financial statements. Such information, although not a part of the basic financial statements, is required by the Governmental Accounting Standards Board, who considers it to be an essential part of financial reporting for placing the basic financial statements in an appropriate operational, economic, or historical context. We have applied certain limited procedures to the required supplementary information in accordance with auditing standards generally accepted in the United States of America, which consisted of inquiries of management about the methods of preparing the information and comparing the information for consistency with management's responses to our inquiries, the basic financial statements, and other knowledge we obtained during our audit of the basic financial statements. We do not express an opinion or provide any assurance on the information because the limited procedures do not provide us with sufficient evidence to express an opinion or provide any assurance.

### *Other Information*

Our audit was conducted for the purpose of forming opinions on the financial statements that collectively comprise the Lemont Public Library District, Illinois' basic financial statements. The other supplementary information and supplemental schedules are presented for purposes of additional analysis and are not a required part of the basic financial statements.

The other supplementary information and supplemental schedules are the responsibility of management and were derived from and relate directly to the underlying accounting and other records used to prepare the basic financial statements. Such information has been subjected to the auditing procedures applied in the audit of the basic financial statements and certain additional procedures, including comparing and reconciling such information directly to the underlying accounting and other records used to prepare the basic financial statements or to the basic financial statements themselves, and other additional procedures in accordance with auditing standards generally accepted in the United States of America. In our opinion, the other supplementary information and supplemental schedules are fairly stated, in all material respects, in relation to the basic financial statements as a whole.

*Lauterbach & Amen, LLP*  
LAUTERBACH & AMEN, LLP

## **MANAGEMENT'S DISCUSSION AND ANALYSIS**



# LEMONT PUBLIC LIBRARY DISTRICT, ILLINOIS

## Management's Discussion and Analysis June 30, 2021

---

Our discussion and analysis of the Lemont Public Library District financial performance provides an overview of the Library's financial activities for the fiscal year ended June 30, 2021. Please read it in conjunction with the Library's financial statements.

### FINANCIAL HIGHLIGHTS

- The Library's net position decreased from \$2,764,220 to \$2,743,622, a decrease of \$20,598 or 0.7 percent.
- During the year, government-wide revenues totaled \$1,841,161, while government-wide expenses totaled \$1,861,759, resulting in a decrease to net position of \$20,598.
- Total fund balances for the governmental funds were \$1,162,589 at June 30, 2021 compared to a beginning balance of \$1,234,365, a decrease of \$71,776 or 5.8 percent.

### USING THIS ANNUAL REPORT

This annual report consists of a series of financial statements. The Statement of Net Position and the Statement of Activities provide information about the activities of the Library as a whole and present a longer-term view of the Library's finances.

For governmental activities, these statements tell how these services were financed in the short term as well as what remains for future spending. Fund financial statements also report the Library's operation in more detail than the government-wide statements by providing information about the Library's most significant funds.

### Government-Wide Financial Statements

The government-wide financial statements provide readers with a broad overview of the Library's finances, in a matter similar to a private-sector business.

The Statement of Net Position reports information on all of the Library's assets/deferred outflows and liabilities/deferred inflows, with the difference between the two reported as net position. Over time, increases or decreases in net position may serve as a useful indicator of whether the financial position of the Library is improving or deteriorating. Consideration of other nonfinancial factors, such as changes in the Library's property tax base, is needed to assess the overall health of the Library.

The Statement of Activities presents information showing how the government's net position changed during the most recent fiscal year. All changes in net position are reported as soon as the underlying event giving rise to the change occurs, regardless of the timing of related cash flows.

Thus, revenues and expenses are reported in this statement for some items that will only result in cash flows in future fiscal periods (e.g., uncollected taxes).

# LEMONT PUBLIC LIBRARY DISTRICT, ILLINOIS

## Management's Discussion and Analysis June 30, 2021

---

### USING THIS ANNUAL REPORT – Continued

#### Government-Wide Financial Statements – Continued

Both of the government-wide financial statements report functions of the Library that are principally supported by taxes and charges for services revenues (governmental activities). The governmental activities of the Library include the cultural function.

#### Fund Financial Statements

A fund is a grouping of related accounts that is used to maintain control over resources that have been segregated for specific activities or objectives. The Library, like other local governments, uses fund accounting to ensure and demonstrate compliance with finance-related legal requirements. The Library only maintains governmental funds.

#### Governmental Funds

Governmental funds are used to account for essentially the same functions reported as governmental activities in the government-wide financial statements. However, governmental fund financial statements focus on near-term inflows and outflows of spendable resources, as well as on balances of spendable resources available at the end of the fiscal year. Such information may be useful in evaluating the Library's near-term financing requirements.

Because the focus of governmental funds is narrower than that of the government-wide financial statements, it is useful to compare the information presented for governmental funds with similar information presented for governmental activities in the government-wide financial statements. By doing so, readers may better understand the long-term impact of the government's near-term financing decisions. Both the governmental fund balance sheet and the governmental fund statement of revenues, expenditures, and changes in fund balances provide a reconciliation to facilitate the comparison between governmental funds and governmental activities.

The Library maintains seven individual governmental funds. Information is presented separately in the governmental fund balance sheet and in the governmental fund statement of revenues, expenditures, and changes in fund balances for the General Fund, the Bond Fund and the Capital Project Fund, which are considered major funds. Data from the other four governmental funds are combined into a single, aggregated presentation. Individual fund data for each of these non-major governmental funds is provided in the form of combining statements elsewhere in this report.

The Library adopts an annual appropriated budget for all of the governmental funds. A budgetary comparison schedule for these funds has been provided to demonstrate compliance with this budget.

# LEMONT PUBLIC LIBRARY DISTRICT, ILLINOIS

## Management's Discussion and Analysis June 30, 2021

---

---

### USING THIS ANNUAL REPORT – Continued

#### Notes to the Financial Statements

The notes provide additional information that is essential to a full understanding of the data provided in the government-wide and fund financial statements.

#### GOVERNMENT-WIDE FINANCIAL ANALYSIS

Net position may serve over time as a useful indicator of a government's financial position. The following tables show that in the case of the Library, assets/deferred outflows exceeded liabilities/deferred inflows by \$2,743,622.

	Net Position	
	2021	2020
Current Assets	\$ 2,073,517	2,085,901
Capital Assets	4,050,154	4,188,947
Total Assets	6,123,671	6,274,848
Deferred Outflows	152,935	114,661
Total Assets/ Deferred Outflows	6,276,606	6,389,509
Long-Term Debt Outstanding	2,139,894	2,474,368
Other Liabilities	228,088	213,739
Total Liabilities	2,367,982	2,688,107
Deferred Inflows	1,165,002	937,182
Total Liabilities/Deferred Inflows	3,532,984	3,625,289
Net Position		
Investment in Capital Assets	2,090,154	2,048,947
Restricted	296,531	309,404
Unrestricted	356,937	405,869
Total Net Position	2,743,622	2,764,220

A large portion of the Library's net position, \$2,090,154 or 76.2 percent, reflects its investment in capital assets (for example, land, buildings, equipment and furniture); less any related debt used to acquire those assets that are still outstanding. The Library uses these capital assets to provide services to citizens; consequently, these assets are not available for future spending.

An additional portion, \$296,531 or 10.8 percent, of the Library's net position represents resources that are subject to external restrictions on how they may be used. The remaining \$356,937 represents unrestricted net position and may be used to meet the government's ongoing obligations to citizens and creditors.

# LEMONT PUBLIC LIBRARY DISTRICT, ILLINOIS

## Management's Discussion and Analysis June 30, 2021

---

---

### GOVERNMENT-WIDE FINANCIAL ANALYSIS – Continued

	Change in Net Position	
	2021	2020
Revenues		
Program Revenues		
Charges for Services	\$ 15,150	35,737
Operating Grants/Contributions	20,418	11,335
Capital Grants/Contributions	27,106	27,106
General Revenues		
Property Taxes	1,751,499	1,690,076
Interest	13,074	31,098
Miscellaneous	13,914	11,416
Total Revenues	<u>1,841,161</u>	<u>1,806,768</u>
Expenses		
Culture and Recreation	1,779,884	1,595,185
Interest on Long-Term Debt	81,875	88,262
Total Expenses	<u>1,861,759</u>	<u>1,683,447</u>
Change in Net Position	(20,598)	123,321
Net Position-Beginning	<u>2,764,220</u>	<u>2,640,899</u>
Net Position-Ending	<u>2,743,622</u>	<u>2,764,220</u>

Net position of the Library's governmental activities decreased from \$2,764,220 to \$2,743,622.

Revenues of \$1,841,161 were less than expenses of \$1,861,759, resulting in the decrease to net position in the current year of \$20,598.

#### Governmental Activities

In the current year, governmental net position decreased \$20,598, a decrease of 0.7 percent. Property taxes increased \$61,423 over the prior year (\$1,751,499 in 2021 compared to \$1,690,076 in 2020) and culture and recreation expenses increased \$184,699 (\$1,779,884 in 2021 compared to \$1,595,185 in 2020).

# LEMONT PUBLIC LIBRARY DISTRICT, ILLINOIS

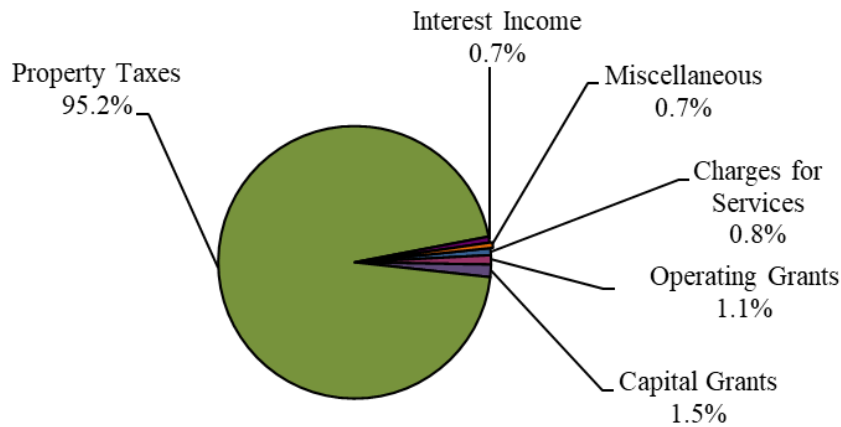
## Management's Discussion and Analysis June 30, 2021

### GOVERNMENT-WIDE FINANCIAL ANALYSIS – Continued

#### Governmental Activities – Continued

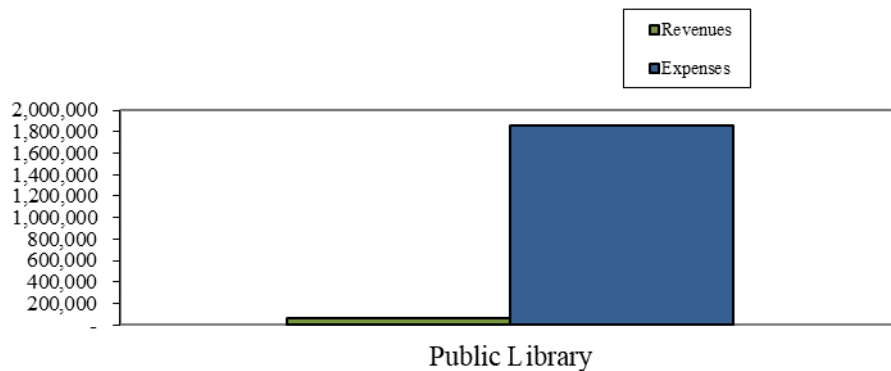
The following table graphically depicts the major revenue sources of the Library. It depicts very clearly the reliance of property taxes to fund governmental activities.

**Revenues by Source - Governmental Activities**



The 'Expenses and Program Revenues' Table identifies those governmental functions where program expenses greatly exceed revenues. The public library generally does not charge user fees for services provided which furthermore signifies the Library's reliance on general revenues such as property taxes to fund operations.

**Expenses and Program Revenues - Governmental Activities**



# LEMONT PUBLIC LIBRARY DISTRICT, ILLINOIS

## Management's Discussion and Analysis June 30, 2021

---

### FINANCIAL ANALYSIS OF THE GOVERNMENT'S FUNDS

As noted earlier, the Library uses fund accounting to ensure and demonstrate compliance with finance-related legal requirements.

#### Governmental funds

The focus of the Library's governmental funds is to provide information on near-term inflows, outflows, and balances of spendable resources. In particular, unassigned fund balance may serve as a useful measure of a government's net resources available for spending at the end of the fiscal year.

As of the end of the current fiscal year, the governmental funds reported combined ending fund balances of \$1,162,589 which is 5.8 percent lower than last year's ending fund balance of \$1,234,365.

In the current year, governmental fund balances decreased by \$71,776. The General Fund reported a decrease of \$58,303, due primarily to a transfer out of \$119,225. The Capital Project Fund reported a decrease of \$17,847, due primarily to expenditures of \$28,818. The Bond Fund reported an increase of \$16,299 due primarily to taxes levied and collected for the 2014 Bond issue, approved by voters in a November 2014 referendum.

#### GENERAL FUND BUDGETARY HIGHLIGHTS

During the year, no supplemental amendments were made to the budget for the General Fund.

The General Fund actual revenues were higher than budgeted revenues. Actual revenues for the current year were \$1,353,821 compared to budgeted revenues of \$1,297,006. This resulted primarily from property taxes being \$61,130 over budget.

The General Fund actual expenditures were higher than budgeted expenditures. Actual expenditures totaled \$1,292,899, while budgeted expenditures totaled \$1,170,150. This was due primarily to the administrative function being \$135,151 over budget for the fiscal year.

# LEMONT PUBLIC LIBRARY DISTRICT, ILLINOIS

## Management's Discussion and Analysis June 30, 2021

---

---

### CAPITAL ASSETS AND DEBT ADMINISTRATION

#### Capital Assets

The Library's investment in capital assets for its governmental activities as of June 30, 2021 was \$4,050,154 (net of accumulated depreciation). This investment in capital assets includes buildings and improvement and equipment and furniture.

	Capital Assets - Net of Depreciation	
	2021	2020
Land	\$ 205,500	205,500
Buildings and Building Improvements	3,466,743	3,584,143
Electronics and Equipment	18,554	22,453
Furniture & Fixtures	224,668	239,646
Books and Material	134,689	137,205
Total	4,050,154	4,188,947

This year's additions to capital assets included additions to books and material of \$43,118.

Additional information on the Library's capital assets can be found in Note 3 of this report.

#### Debt Administration

At year-end, the Library had total governmental debt outstanding of \$1,960,000 compared to \$2,140,000 the previous year. The decrease in debt outstanding is due to principal payment of \$180,000 in the current fiscal year.

Additional information on the Library's long-term debt can be found in Note 3 of this report.

### ECONOMIC FACTORS AND NEXT YEAR'S BUDGET AND RATES

In FY2021-2022 The Library continues with its strategic planning process. Although the plan was completed this fiscal year by Library Administration and the Library Board Planning and Goals Committee, strategic planning is a fluid process and continues to grow and develop as new projects become priorities and as we continue to face pandemic-related service challenges. The Library continues to offer a hybrid mix of programming but has largely returned to in person programming for adults (and in many cases for children.)

The Library has made significant progress this year in the creation and approval of policies – not only those related to finance and prudent investment, but also policies that impact staff morale and streamline employee/employer relationships. The Personnel Policy (Employee Handbook was finalized by Library Administration and the Library Board's Policy and Personnel Committee and distributed to all employees.) This policy meets all legal standards and provides comprehensive, clear guidelines and standards and explains pay scales, increase protocols, and describes the Library's priority to provide fair and competitive compensation.

## **LEMONT PUBLIC LIBRARY DISTRICT, ILLINOIS**

### **Management's Discussion and Analysis June 30, 2021**

---

#### **ECONOMIC FACTORS AND NEXT YEAR'S BUDGET AND RATES – Continued**

While the Library had added staff to fulfill its mission and execute strategic planning these positions are largely part time, and the overall census of full-time management positions has been reduced.

Usage statistics continue to indicate robust use of library resources, programs, and spaces and the library has added staff to work exclusively in community partnerships which has further cemented our relationship with various businesses, philanthropic organizations, not for profit organizations and other Districts. We plan to focus on developing additional resources to promote early literacy and explore additional opportunities for outreach and partnership with schools and community organizations.

This year the Library established a marketing committee and our social media presence has increased dramatically. There is now dedicated staff to maintain and encourage this community interaction. New in the last fiscal year was the establishment of marketing and fundraising plan. The Library also established a grant writing committee. The Library is ready to launch a new website in the early 2022 spring.

Our Fundraising activities have greatly impacted the library as have various grant writing initiatives.

The Library resumed passport processing activities which is another source of revenue and there are plans to add vehicle registration services in the spring of 2022.

FY 2021-2022 goals include ongoing improvements to the library facility and grounds, including HVAC upgrades, elevator repair, and additional enhancements to the outdoor areas. We are participating in several State grant competitions which if successful, will allow a more aggressive approach to building improvements/additions. Preventive maintenance for the building and equipment and a significant reconfiguring/redesign of our technology infrastructure are also a focus to ensure that we continue to provide quality services and facilities for our taxpayers.

At this time, it appears that the Library's tax levy and infusion of State grant funds are sufficient to support Library operations.

#### **REQUESTS FOR INFORMATION**

This financial report is designed to provide a general overview of the Library's finances for all those with an interest in the government's finances. Questions concerning any of the information provided in this report or requests for additional information should be directed to the Library Director, Heather E. Shlah, Lemont Public Library District, 50 East Wend Street, Lemont, Illinois 60439.



## **BASIC FINANCIAL STATEMENTS**

The basic financial Statements include integrated sets of financial statements as required by the GASB. The sets of statements include:

- Government-Wide Financial Statements
- Fund Financial Statements

In addition, the notes to the financial statements are included to provide information that is essential to a user's understanding of the basic financial statements.

**LEMONT PUBLIC LIBRARY DISTRICT, ILLINOIS**

**Statement of Net Position**

**June 30, 2021**

---

---

**See Following Page**

**LEMONT PUBLIC LIBRARY DISTRICT, ILLINOIS**

**Statement of Net Position**

**June 30, 2021**

---

---

<b>ASSETS</b>	
Current Assets	
Cash and Investments	\$ 1,192,031
Receivables - Net of Allowances	
Accounts	1,334
Property Taxes	880,152
Total Current Assets	<u>2,073,517</u>
Noncurrent Assets	
Capital Assets	
Nondepreciable Capital Assets	205,500
Depreciable Capital Assets	5,904,337
Accumulated Depreciation	<u>(2,059,683)</u>
Total Noncurrent Assets	<u>4,050,154</u>
Total Assets	<u>6,123,671</u>
<b>DEFERRED OUTFLOWS OF RESOURCES</b>	
Deferred Items - IMRF	<u>152,935</u>
Total Assets and Deferred Outflows of Resources	<u>6,276,606</u>

The notes to the financial statements are an integral part of this statement.

---

---

**LIABILITIES**

Current Liabilities	
Accrued Payroll	\$ 30,776
Accrued Interest Payable	6,533
Current Portion of Long-Term Debt	190,779
Total Current Liabilities	<u>228,088</u>
Noncurrent Liabilities	
Compensated Absences Payable	23,115
Net Pension Liability - IMRF	341,779
General Obligation Bonds Payable	1,775,000
Total Noncurrent Liabilities	<u>2,139,894</u>
Total Liabilities	<u>2,367,982</u>

**DEFERRED INFLOWS OF RESOURCES**

Property Taxes	880,152
Deferred Items - IMRF	284,850
Total Deferred Inflows of Resources	<u>1,165,002</u>
Total Liabilities and Deferred Inflows of Resources	<u>3,532,984</u>

**NET POSITION**

Net Investment in Capital Assets	2,090,154
Restricted	
Debt Service	182,629
Capital Projects	113,902
Unrestricted	<u>356,937</u>
Total Net Position	<u>2,743,622</u>

The notes to the financial statements are an integral part of this statement.

**LEMONT PUBLIC LIBRARY DISTRICT, ILLINOIS**

**Statement of Activities**

**For the Fiscal Year Ended June 30, 2021**

	Expenses	Program Revenues			Net (Expenses) Revenues and Changes in Net Position
	Charges for Services	Operating Grants/ Contributions	Capital Grants/ Contributions		
Governmental Activities					
Culture and Recreation	\$ 1,779,884	15,150	20,418	27,106	(1,717,210)
Interest on Long-Term Debt	81,875	-	-	-	(81,875)
Total Governmental Activities	<u>1,861,759</u>	<u>15,150</u>	<u>20,418</u>	<u>27,106</u>	<u>(1,799,085)</u>
		General Revenues			
		Taxes			
		Property Taxes			1,751,499
		Interest			13,074
		Miscellaneous			13,914
					<u>1,778,487</u>
		Change in Net Position			(20,598)
		Net Position - Beginning			<u>2,764,220</u>
		Net Position - Ending			<u><u>2,743,622</u></u>

The notes to the financial statements are an integral part of this statement.

**LEMONT PUBLIC LIBRARY DISTRICT, ILLINOIS**

**Balance Sheet - Governmental Funds  
June 30, 2021**

	General	Debt Service Bond	Capital Project	Nonmajor	Totals
<b>ASSETS</b>					
Cash and Investments	\$ 888,967	189,162	113,902	-	1,192,031
Receivables - Net of Allowances					
Accounts	1,334		-	-	1,334
Property Taxes	649,807	135,440	-	94,905	880,152
 Total Assets	 1,540,108	 324,602	 113,902	 94,905	 2,073,517
<b>LIABILITIES</b>					
Accrued Payroll	30,776	-	-	-	30,776
<b>DEFERRED INFLOWS OF RESOURCES</b>					
Property Taxes	649,807	135,440	-	94,905	880,152
Total Liabilities and Deferred Inflows of Resources	680,583	135,440	-	94,905	910,928
<b>FUND BALANCES</b>					
Restricted	-	189,162	113,902	-	303,064
Unassigned	859,525	-	-	-	859,525
Total Fund Balances	859,525	189,162	113,902	-	1,162,589
 Total Liabilities, Deferred Inflows of Resources and Fund Balances	 1,540,108	 324,602	 113,902	 94,905	 2,073,517

The notes to the financial statements are an integral part of this statement.

**LEMONT PUBLIC LIBRARY DISTRICT, ILLINOIS**

**Reconciliation of Total Governmental Fund Balance to the  
Statement of Net Position - Governmental Activities**

**June 30, 2021**

---

---

<b>Total Fund Balances</b>	\$ 1,162,589
Amounts reported in the Statement of Net Position are different because:	
Capital assets are not financial resources and therefore, are not reported in the funds.	4,050,154
Deferred Outflows (Inflows) of Resources related to IMRF not reported in the funds. Deferred Items - IMRF	(131,915)
Long-term liabilities are not due and payable in the current period and therefore are not reported in the funds.	
Compensated Absences Payable	(28,894)
Net Pension Liability - IMRF	(341,779)
General Obligation Bonds Payable	(1,960,000)
Accrued Interest Payable	<u>(6,533)</u>
<b>Net Position</b>	<u><u>2,743,622</u></u>

The notes to the financial statements are an integral part of this statement.

**LEMONT PUBLIC LIBRARY DISTRICT, ILLINOIS**

**Statement of Revenues, Expenditures and Changes in Fund Balances - Governmental Funds  
For the Fiscal Year Ended June 30, 2021**

	General	Debt Service Bond	Capital Project	Nonmajor	Totals
<b>Revenues</b>					
Taxes	\$ 1,275,130	278,774	-	197,595	1,751,499
Intergovernmental	27,106	-	-	-	27,106
Charges for Services	992	-	-	-	992
Fines and Fees	14,158	-	-	-	14,158
Interest	13,074	-	-	-	13,074
Miscellaneous	23,361	-	10,971	-	34,332
<b>Total Revenues</b>	<b>1,353,821</b>	<b>278,774</b>	<b>10,971</b>	<b>197,595</b>	<b>1,841,161</b>
<b>Expenditures</b>					
<b>Current</b>					
Culture and Recreation	1,292,899	-	-	328,745	1,621,644
Capital Outlay	-	-	28,818	-	28,818
<b>Debt Service</b>					
Principal Retirement	-	180,000	-	-	180,000
Interest and Fiscal Charges	-	82,475	-	-	82,475
<b>Total Expenditures</b>	<b>1,292,899</b>	<b>262,475</b>	<b>28,818</b>	<b>328,745</b>	<b>1,912,937</b>
<b>Excess (Deficiency) of Revenues Over (Under) Expenditures</b>	<b>60,922</b>	<b>16,299</b>	<b>(17,847)</b>	<b>(131,150)</b>	<b>(71,776)</b>
<b>Other Financing Sources (Uses)</b>					
Transfers In	-	-	-	119,225	119,225
Transfers Out	(119,225)	-	-	-	(119,225)
	(119,225)	-	-	119,225	-
<b>Net Change in Fund Balances</b>	<b>(58,303)</b>	<b>16,299</b>	<b>(17,847)</b>	<b>(11,925)</b>	<b>(71,776)</b>
<b>Fund Balances - Beginning</b>	<b>917,828</b>	<b>172,863</b>	<b>131,749</b>	<b>11,925</b>	<b>1,234,365</b>
<b>Fund Balances - Ending</b>	<b>859,525</b>	<b>189,162</b>	<b>113,902</b>	<b>-</b>	<b>1,162,589</b>

The notes to the financial statements are an integral part of this statement.



**LEMONT PUBLIC LIBRARY DISTRICT, ILLINOIS**

**Reconciliation of the Statement of Revenues, Expenditures and Changes in Fund Balances  
to the Statement of Activities - Governmental Activities**

**For the Fiscal Year Ended June 30, 2021**

---

---

<b>Net Change in Fund Balances</b>	<b>\$ (71,776)</b>
Amounts reported in the Statement of Activities are different because:	
Governmental funds report capital outlays as expenditures. However, in the Statement of Activities the cost of those assets is allocated over their estimated useful lives and reported as depreciation expense.	
Capital Outlays	43,118
Depreciation Expense	(181,911)
Disposals - Cost	(48,265)
Disposals - Accumulated Depreciation	48,265
The net effect of deferred outflows (inflows) of resources related to the pensions not reported in the funds.	
Change in Deferred Items - IMRF	(138,166)
The issuance of long-term debt provides current financial resources to governmental funds, while the repayment of the principal on long-term debt consumes the current financial resources of the governmental funds.	
Change in Compensated Absences Payable	(9,682)
Change in Net Pension Liability - IMRF	157,219
Retirement of Debt	180,000
Changes to accrued interest on long-term debt in the Statement of Activities does not require the use of current financial resources and, therefore, are not reported as expenditures in the governmental funds.	<u>600</u>
<b>Changes in Net Position</b>	<b><u><u>(20,598)</u></u></b>

The notes to the financial statements are in integral part of this statement.

# LEMONT PUBLIC LIBRARY DISTRICT, ILLINOIS

## Notes to the Financial Statements June 30, 2021

---

### NOTE 1 – SUMMARY OF SIGNIFICANT ACCOUNTING POLICIES

The Lemont Public Library District (Library) of Illinois provides services to the residents of Lemont, Illinois. The Library is governed by a seven-member board which is elected by the public. The Library has the power to levy taxes, which are included as part of the library's total tax levy.

#### REPORTING ENTITY

In determining the financial reporting entity, the Library complies with the provisions of GASB Statement No. 61, "The Financial Reporting Omnibus – an Amendment of GASB Statements No. 14 and No. 34," and includes all component units that have a significant operational or financial relationship with the Library. Based upon the criteria set forth in the GASB Statement No. 61, there are no component units included in the reporting entity.

#### BASIS OF PRESENTATION

##### Government-Wide Statements

The Library's basic financial statements include both government-wide (reporting the Library as a whole) and fund financial statements (reporting the Library's major funds). The Library only reports governmental activities.

In the government-wide Statement of Net Position, the governmental activities are (a) presented on a consolidated basis, and (b) reported on a full accrual, economic resource basis, which recognizes all long-term assets/deferred outflows and receivables as well as long-term debt/deferred inflows and obligations. The Library's net position is reported in three parts: net investment in capital assets; restricted; and unrestricted. The Library first utilizes restricted resources to finance qualifying activities.

The government-wide Statement of Activities reports both the gross and net cost of each of the Library's functions. The functions are supported by general government revenues (property and personal property replacement taxes, certain intergovernmental revenues, interest income, etc.). The Statement of Activities reduces gross expenses (including depreciation) by related program revenues, which include 1) charges to customers or applicants who purchase, use or directly benefit from goods, services or privileges provided by a given function or segment and 2) grants and contributions that are restricted to meeting the operational or capital requirements of a particular function or segment.

The net costs (by function) are normally covered by general revenue (property taxes, certain intergovernmental revenues, interest, etc.).

This government-wide focus is more on the sustainability of the Library as an entity and the change in the Library's net position resulting from the current year's activities.

# LEMONT PUBLIC LIBRARY DISTRICT, ILLINOIS

## Notes to the Financial Statements June 30, 2021

---

### NOTE 1 – SUMMARY OF SIGNIFICANT ACCOUNTING POLICIES – Continued

#### BASIS OF PRESENTATION – Continued

##### Governmental Funds

The focus of the governmental funds' measurement (in the fund statements) is upon determination of financial position and changes in financial position (sources, uses, and balances of financial resources) rather than upon net income. The following is a description of the governmental funds of the Library:

*General fund* is the general operating fund of the Library. It accounts for all revenues and expenditures of the Library which are not accounted for in other funds. The General Fund is a major fund.

*Special revenue funds* are used to account for the proceeds of specific revenue sources that are legally restricted to expenditures for specified purposes. The Library maintains four nonmajor special revenue funds.

*Debt service funds* are used to account for the accumulation of funds for the periodic payment of principal and interest on general long-term debt. The Bond Fund is treated as a major fund and is used to account for the accumulation of resources for, and the payment of, general long-term debt principal and interest.

*Capital projects funds* are used to account for financial resources to be used for the acquisition or construction of major capital facilities. The Library maintains one major capital projects fund. Funding is generally from excess fund transfers from the General Fund. The Capital Project Fund is used to account for future capital improvements at the Library.

#### MEASUREMENT FOCUS AND BASIS OF ACCOUNTING

Measurement focus is a term used to describe “which” transactions are recorded within the various financial statements. Basis of accounting refers to “when” transactions are recorded regardless of the measurement focus applied.

##### Measurement Focus

On the government-wide Statement of Net Position and the Statement of Activities, governmental funds are presented using the economic resources measurement focus as defined below. In the fund financial statements, the “current financial resources” measurement focus is utilized.

# LEMONT PUBLIC LIBRARY DISTRICT, ILLINOIS

## Notes to the Financial Statements June 30, 2021

---

### NOTE 1 – SUMMARY OF SIGNIFICANT ACCOUNTING POLICIES – Continued

#### MEASUREMENT FOCUS AND BASIS OF ACCOUNTING – Continued

##### Measurement Focus – Continued

The accounting objectives of the “economic resources” measurement focus are the determination of operating income, changes in net position (or cost recovery), financial position, and cash flows. All assets/deferred outflows, liabilities/deferred inflows (whether current or noncurrent) associated with their activities are reported.

All governmental funds utilize a “current financial resources” measurement focus. Only current financial assets/deferred outflows and liabilities/deferred inflows are generally included on their balance sheets. Their operating statements present sources and uses of available spendable financial resources during a given period. These funds use fund balance as their measure of available spendable financial resources at the end of the period.

##### Basis of Accounting

In the government-wide Statement of Net Position and Statement of Activities, governmental activities are presented using the accrual basis of accounting. Under the accrual basis of accounting, revenues are recognized when earned and expenses are recorded when the liability/deferred inflow is incurred or economic asset used. Revenues, expenses, gains, losses, assets/deferred outflows, and liabilities/deferred inflows resulting from exchange and exchange-like transactions are recognized when the exchange takes place.

In the fund financial statements, governmental funds are presented on the modified accrual basis of accounting. Under this modified accrual basis of accounting, revenues are recognized when “measurable and available.” Measurable means knowing or being able to reasonably estimate the amount. Available means collectible within the current period or within sixty days after year-end. The Library recognizes property taxes when they become both measurable and available in accordance with GASB Codification Section P70. A sixty-day availability period is used for revenue recognition for all other governmental fund revenues. Expenditures (including capital outlay) are recorded when the related fund liability is incurred, except for general obligation bond principal and interest which are recognized when due.

In applying the susceptible to accrual concept under the modified accrual basis, those revenues susceptible to accrual are property taxes, interest revenue, and charges for services. All other revenues are not susceptible to accrual because generally they are not measurable until received in cash.

# LEMONT PUBLIC LIBRARY DISTRICT, ILLINOIS

## Notes to the Financial Statements June 30, 2021

---

### NOTE 1 – SUMMARY OF SIGNIFICANT ACCOUNTING POLICIES – Continued

#### **ASSETS/DEFERRED OUTFLOWS, LIABILITIES/DEFERRED INFLOWS, AND NET POSITION OR EQUITY**

##### **Cash and Investments**

For purpose of the Statement of Net Position, the Library's cash and cash equivalents are considered to be cash on hand, demand deposits, and cash with fiscal agent.

Investments are generally reported at fair value. Short-term investments are reported at cost, which approximates fair value. For investments, the Library categorizes its fair value measurements within the fair value hierarchy established by generally accepted accounting principles. The hierarchy is based on the valuation inputs used to measure the fair value of the asset. Level 1 inputs are quoted prices in active markets for identical assets; Level 2 inputs are significant other observable inputs; Level 3 inputs are significant unobservable inputs. All of the Library's investments are in 2a7-like investment pools that are measured at the net asset value per share determined by the pool.

##### **Interfund Receivables, Payables and Activity**

Interfund activity is reported as loans, services provided, reimbursements or transfers. Loans are reported as interfund receivables and payables as appropriate and are subject to elimination upon consolidation. Services provided, deemed to be at market or near market rates, are treated as revenues and expenditures/expenses. Reimbursements are when one fund incurs a cost, charges the appropriate benefiting fund and reduces its related cost as a reimbursement. All other interfund transactions are treated as transfers.

##### **Receivables**

In the government-wide financial statements, receivables consist of all revenues earned at year-end and not yet received. Allowances for uncollectible accounts receivable are based upon historical trends and the periodic aging of accounts receivable. Major receivables balances for governmental activities include property taxes.

# LEMONT PUBLIC LIBRARY DISTRICT, ILLINOIS

## Notes to the Financial Statements June 30, 2021

---

### NOTE 1 – SUMMARY OF SIGNIFICANT ACCOUNTING POLICIES – Continued

#### ASSETS/DEFERRED OUTFLOWS, LIABILITIES/DEFERRED INFLOWS, AND NET POSITION OR EQUITY – Continued

##### Capital Assets

Capital assets purchased or acquired with an original cost of more than \$5,000 or more are reported at historical cost or estimated historical cost. Contributed assets are reported at acquisition value as of the date received. Additions, improvements and other capital outlays that significantly extend the useful life of an asset are capitalized. Other costs incurred for repairs and maintenance are expensed as incurred.

The accounting and financial reporting treatment applied to a fund is determined by its measurement focus. General capital assets are long-lived assets of the Library as a whole. When purchased, such assets are recorded as expenditures in the governmental funds and capitalized. The valuation basis for general capital assets is historical cost, or where historical cost is not available, estimated historical cost based on replacement costs.

Depreciation on all assets is computed and recorded using the straight-line method of depreciation over the following estimated useful lives:

Buildings and Building Improvements	20 - 45 Years
Electronics and Equipment	5 - 20 Years
Furniture and Fixtures	5 - 20 Years
Books and Material	7 Years

##### Compensated Absences

The Library accrues accumulated unpaid vacation and associated employee-related costs when earned (or estimated to be earned) by the employee. In accordance with GASB Statement No. 16, no liability is recorded for nonvesting accumulation rights to receive sick pay benefits. However, a liability is recognized for that portion of accumulated sick leave that is estimated to be taken as “terminal leave” prior to retirement. All vacation pay is accrued when incurred in the government-wide financial statements. A liability for these amounts is reported in the governmental funds only if they have matured, for example, as a result of employee resignations and retirements.

##### Deferred Outflows/Inflows of Resources

Deferred outflow/inflow of resources represents an acquisition/reduction of net position that applies to a future period and therefore will not be recognized as an outflow of resources (expense)/inflow of resources (revenue) until that future time.

# LEMONT PUBLIC LIBRARY DISTRICT, ILLINOIS

## Notes to the Financial Statements June 30, 2021

---

### NOTE 1 – SUMMARY OF SIGNIFICANT ACCOUNTING POLICIES – Continued

#### ASSETS/DEFERRED OUTFLOWS, LIABILITIES/DEFERRED INFLOWS, AND NET POSITION OR EQUITY – Continued

##### Long-Term Obligations

In the government-wide financial statements, long-term debt and other long-term obligations are reported as liabilities in the governmental activities Statement of Net Position. Bond premiums and discounts are deferred and amortized over the life of the bonds. Bonds payable are reported net of the applicable bond premium or discount. Bond issuance costs are reported as expenses at the time of issuance.

In the fund financial statements, governmental fund types recognize bond premiums and discounts, as well as bond issuance costs, during the current period. The face amount of debt issued is reported as other financing sources. Premiums received on debt issuances are reported as other financing sources while discounts on debt issuances are reported as other financing uses. Issuance costs, whether or not withheld from the actual debt proceeds received, are reported as debt service expenditures.

##### Net Position

In the government-wide financial statements, equity is classified as net position and displayed in three components:

Net investment in capital assets – Consists of capital assets, including restricted capital assets, net of accumulated depreciation, and reduced by the outstanding balances of any bonds, mortgages, notes or other borrowings that are attributable to the acquisition, construction, or improvement of those assets.

Restricted – Consists of net position with constraints placed on the use either by (1) external groups such as creditors, grantors, contributors, or laws or regulations of other governments; or (2) law through constitutional provisions or enabling legislations.

Unrestricted – All other net position balances that do not meet the definition of “restricted” or “net investment in capital assets.”

# LEMONT PUBLIC LIBRARY DISTRICT, ILLINOIS

## Notes to the Financial Statements June 30, 2021

---

### NOTE 2 – STEWARDSHIP, COMPLIANCE AND ACCOUNTABILITY

#### BUDGETARY INFORMATION

The Library follows these procedures in establishing the budgetary data reflected in the financial statements:

- The Library Director submits to the Board of Trustees a proposed operating budget resolution, which serves as a budget for the fiscal year commencing the following July 1. The operating budget resolution includes proposed expenditures and the means of financing them.
- Budget hearing is conducted prior to the passing of the Budget and Appropriation Ordinance.
- The budget is legally enacted through passage of an ordinance no later than the September board meeting.
- The budget may be amended by the Board of Trustees. No supplemental appropriations were made in the current fiscal year.
- Budgets are adopted on a basis consistent with generally accepted accounting principles.

The legal level of control (level of which expenditures may not exceed appropriations) is the fund. All Appropriations lapse at year end continued until the passage of the Budget and Appropriation Ordinance in the following fiscal year.

#### EXCESS OF ACTUAL EXPENDITURES OVER BUDGET IN INDIVIDUAL FUNDS

The following funds had an excess of actual expenditures over budget as of the date of this report:

<u>Fund</u>	<u>Excess</u>
General	\$ 122,749
Illinois Municipal Retirement	25,860

### NOTE 3 – DETAIL NOTES ON ALL FUNDS

#### DEPOSITS AND INVESTMENTS

The Library maintains a cash and investment pool that is available for use by all funds. Each fund type's portion of this pool is displayed on the combined balance sheet as "cash and investments." In addition, investments are separately held by several of the Library's funds.

*Permitted Deposits and Investments* – Statutes authorize the Library to make deposits/invest in commercial banks, savings and loan institutions, obligations of the U.S. Treasury and U.S. Agencies, obligations of States and their political subdivisions, credit union shares, repurchase agreements, commercial paper rated within the three highest classifications by at least two standard rating services, and Illinois Funds.



# LEMONT PUBLIC LIBRARY DISTRICT, ILLINOIS

## Notes to the Financial Statements June 30, 2021

---

### NOTE 3 – DETAIL NOTES ON ALL FUNDS – Continued

#### DEPOSITS AND INVESTMENTS – Continued

Illinois Funds is an investment pool managed by the Illinois Public Treasurer's Office, which allows governments within the State to pool their funds for investment purposes. Illinois Funds is not registered with the SEC as an investment company. Investments in Illinois Funds are valued at the share price, which is the price for which the investment could be sold.

*Deposits.* At year-end, the carrying amount of the Library's deposits totaled \$1,127,691 and the bank balances totaled \$1,133,572. Additionally, at year-end, the Library has \$64,340 invested in the Illinois Funds, which has an average maturity of less than one year.

#### **Interest Rate Risk, Credit Risk, Concentration Risk, and Custodial Credit Risk**

*Interest Rate Risk.* Interest rate risk is the risk that changes in interest rates will adversely affect the fair value of an investment. The Library's investment policy states that investments will be made only in money markets, savings accounts, IL Funds, certificates of deposits and repurchase agreements. The Library's investment policy does not specifically limit the maximum maturity length of investments.

*Credit Risk.* Credit risk is the risk that an issuer or other counterparty to an investment will not fulfill its obligations. The Library's investment policy does not mitigate credit risk. At year-end, the Library's investment in the Illinois Funds was rated AAAM by Standard & Poor's.

*Concentration Risk.* Concentration of credit risk is the risk of loss attributed to the magnitude of the Library's investment in a single issuer. The Library's investment policy does not mitigate concentration risk. At year-end, the Library does not have any investments over 5 percent of the total cash and investment portfolio (other than investments issued or explicitly guaranteed by the U.S. government and investments in mutual funds, external investment pools, and other pooled investments).

*Custodial Credit Risk.* In the case of deposits, this is the risk that in the event of a bank failure, the Library's deposits may not be returned to it. The Library's investment policy does not mitigate custodial credit risk. At year-end, the entire amount of the bank balance of the deposits was covered by federal depository or equivalent insurance.

For an investment, this is the risk that in the event of the failure of the counterparty, the Library will not be able to recover the value of its investment or collateral securities that are in the possession of an outside party. At year-end, the Library's investments in the Illinois Funds are not subject to custodial credit risk.

**LEMONT PUBLIC LIBRARY DISTRICT, ILLINOIS**

**Notes to the Financial Statements  
June 30, 2021**

**NOTE 3 – DETAIL NOTES ON ALL FUNDS – Continued**

**PROPERTY TAXES**

Property taxes for the 2020 levy attach as an enforceable lien on January 1, on property values assessed as of the same date. Taxes are levied by December of the subsequent fiscal year (by passage of a Tax Levy Ordinance). Tax bills are prepared by Cook County and are collected in two installments in March and September and tax bills are prepared by DuPage County and are collected in two installments in June and September. The County collects such taxes and remits them periodically.

**CAPITAL ASSETS**

**Governmental Activities**

Governmental capital asset activity for the year was as follows:

	Beginning Balances	Increases	Decreases	Ending Balances
<b>Nondepreciable Capital Assets</b>				
Land	\$ 205,500	-	-	205,500
<b>Depreciable Capital Assets</b>				
Buildings and Building Improvements	5,283,070	-	-	5,283,070
Electronics and Equipment	50,537	-	-	50,537
Furniture and Fixtures	299,558	-	-	299,558
Books and Material	276,319	43,118	48,265	271,172
	<u>5,909,484</u>	<u>43,118</u>	<u>48,265</u>	<u>5,904,337</u>
<b>Less Accumulated Depreciation</b>				
Buildings and Building Improvements	1,698,927	117,400	-	1,816,327
Electronics and Equipment	28,084	3,899	-	31,983
Furniture and Fixtures	59,912	14,978	-	74,890
Books and Material	139,114	45,634	48,265	136,483
	<u>1,926,037</u>	<u>181,911</u>	<u>48,265</u>	<u>2,059,683</u>
Total Net Depreciable Assets	<u>3,983,447</u>	<u>(138,793)</u>	<u>-</u>	<u>3,844,654</u>
Total Net Capital Assets	<u>4,188,947</u>	<u>(138,793)</u>	<u>-</u>	<u>4,050,154</u>

**LEMONT PUBLIC LIBRARY DISTRICT, ILLINOIS**

**Notes to the Financial Statements  
June 30, 2021**

**NOTE 3 – DETAIL NOTES ON ALL FUNDS – Continued**

**CAPITAL ASSETS – Continued**

Depreciation expense of \$181,911 was charged to the culture and recreation function.

**INTERFUND TRANSFERS**

Interfund transfers for the year consisted of the following:

Transfer In	Transfer Out	Amount
Nonmajor	General	<u>\$ 119,225</u>

Transfers are used to move unrestricted revenues collected in the General Fund to finance various programs accounted for in other funds in accordance with budgetary authorizations.

**LONG-TERM DEBT**

**General Obligation Bonds**

The Library issues general obligation bonds to provide funds for the acquisition and construction of major capital facilities. General obligation bonds are direct obligations and pledge the full faith and credit of the Library. General obligation bonds currently outstanding are as follows:

Issue	Beginning Balances	Issuances	Retirements	Ending Balances
General Obligation Library Bonds of 2015 (\$2,800,000) due in annual installments of \$155,000 to \$255,000 plus interest at 3.00% to 4.00% through December 1, 2029.	\$ 2,140,000	-	180,000	<u>1,960,000</u>

**LEMONT PUBLIC LIBRARY DISTRICT, ILLINOIS**

**Notes to the Financial Statements  
June 30, 2021**

**NOTE 3 – DETAIL NOTES ON ALL FUNDS – Continued**

**LONG-TERM DEBT – Continued**

**Long-Term Liability Activity**

Changes in long-term liabilities during the fiscal year were as follows:

Type of Debt	Beginning Balances	Additions	Deductions	Ending Balances	Amounts Due within One Year
Compensated Absences	\$ 19,212	19,364	9,682	28,894	5,779
Net Pension Liability - IMRF	498,998	-	157,219	341,779	-
General Obligation Bonds	2,140,000	-	180,000	1,960,000	185,000
	<u>2,658,210</u>	<u>19,364</u>	<u>346,901</u>	<u>2,330,673</u>	<u>190,779</u>

Payments on the general obligation bonds are made by the Bond Fund and the compensated absences and the net pension liability are generally liquidated by the General Fund.

**Debt Service Requirements to Maturity**

The annual debt service requirements to maturity, including principal and interest, are as follows:

Fiscal Year	General Obligation Bonds	
	Principal	Interest
2022	\$ 185,000	74,700
2023	190,000	71,000
2024	200,000	63,400
2025	210,000	55,400
2026	215,000	47,000
2027	225,000	38,400
2028	235,000	29,400
2029	245,000	20,000
2030	255,000	10,200
Totals	<u>1,960,000</u>	<u>409,500</u>

# LEMONT PUBLIC LIBRARY DISTRICT, ILLINOIS

## Notes to the Financial Statements June 30, 2021

---

### NOTE 3 – DETAIL NOTES ON ALL FUNDS – Continued

#### LONG-TERM DEBT – Continued

##### Legal Debt Margin

Chapter 65, Section 5/8-5-1 of the Illinois Compiled Statutes provides, "...no municipality having a population of less than 500,000 shall become indebted in any manner or for any purpose, to an amount, including existing indebtedness in the aggregate exceeding 2.875% on the value of the taxable property therein, to be ascertained by the last assessment for state and county purposes, previous to the incurring of the indebtedness or, until January 1, 1983, if greater, the sum that is produced by multiplying the municipality's 1978 equalized assessed valuation by the debt limitation percentage in effect on January 1, 1979."

Assessed Valuation - 2020	<u>\$ 1,040,186,420</u>
Legal Debt Limit - 2.875% of Assessed Value	29,905,360
Amount of Debt Applicable to Limit	<u>1,960,000</u>
Legal Debt Margin	<u>27,945,360</u>

#### NET POSITION/FUND BALANCES

##### Net Investment in Capital Assets

Net investment in capital assets was comprised of the following as of June 30, 2021:

Governmental Activities	
Capital Assets - Net of Accumulated Depreciation	\$ 4,050,154
Less Capital Related Debt:	
General Obligation Bonds	<u>(1,960,000)</u>
Net Investment in Capital Assets	<u>2,090,154</u>

**LEMONT PUBLIC LIBRARY DISTRICT, ILLINOIS**

**Notes to the Financial Statements  
June 30, 2021**

**NOTE 3 – DETAIL NOTES ON ALL FUNDS – Continued**

**NET POSITION/FUND BALANCE – Continued**

**Fund Balance Classifications**

In the governmental funds financial statements, the Library considers restricted amounts to have been spent when an expenditure is incurred for purposes for which both restricted and unrestricted fund balance is available. The Library first utilizes committed, then assigned and then unassigned fund balance when an expenditure is incurred for purposes for which all three unrestricted fund balances are available. The following is a schedule of fund balance classifications for the governmental funds as of the date of this report:

	General	Debt Service Bond	Capital Project	Nonmajor	Totals
Fund Balances					
Restricted					
Debt Service	\$ -	189,162	-	-	189,162
Capital Project	-	-	113,902	-	113,902
	-	189,162	113,902	-	303,064
Unassigned	859,525	-	-	-	859,525
Total Fund Balances	859,525	189,162	113,902	-	1,162,589

*Nonspendable Fund Balance.* Consists of resources that cannot be spent because they are either: a) not in a spendable form; or b) legally or contractually required to be maintained intact.

*Restricted Fund Balance.* Consists of resources that are restricted to specific purposes, that is, when constraints placed on the use of resources are either: a) externally imposed by creditors (such as through debt covenants), grantors, contributors, or laws or regulations of other governments; or b) imposed by law through constitutional provisions or enabling legislation.

*Committed Fund Balance.* Consists of resources constrained (issuance of an ordinance) to specific purposes by the government itself, using its highest level of decision-making authority, the Board of Trustees; to be reported as committed, amounts cannot be used for any other purpose unless the government takes the same highest-level action to remove or change the constraint.

# LEMONT PUBLIC LIBRARY DISTRICT, ILLINOIS

## Notes to the Financial Statements June 30, 2021

---

### NOTE 3 – DETAIL NOTES ON ALL FUNDS – Continued

#### NET POSITION/FUND BALANCE – Continued

##### Fund Balance Classifications – Continued

*Assigned Fund Balance.* Consists of amounts that are constrained by the Board of Trustees' intent to be used for specific purposes but are neither restricted nor committed. Intent is expressed by a) the Board of Trustees itself or b) a body or official to which the Board of Trustees has delegated the authority to assign amounts to be used for specific purposes. The Library's highest level of decision-making authority is the Board of Trustees, who is authorized to assign amounts to a specific purpose.

*Unassigned Fund Balance.* Consists of residual net resources of a fund that has not been restricted, committed, or assigned within the General Fund and deficit fund balances of other governmental funds.

*Minimum Fund Balance Policy.* The Library's policy manual states that the General Fund should maintain a minimum fund balance equal to no less than three months and no more than nine months of budgeted operating expenditures.

### NOTE 4 – OTHER INFORMATION

#### CONTINGENT LIABILITIES

##### Litigation

The Library is not a defendant in any lawsuits.

##### Grants

Amounts received or receivable from grantor agencies are subject to audit and adjustment by grantor agencies, principally the federal government. Any disallowed claims, including amounts already collected, may constitute a liability of the applicable funds. The amount, if any, of expenditures which may be disallowed by the grantor cannot be determined at this time although the Library expects such amounts, if any, to be immaterial.

##### Financial Impact from COVID-19

In March 2020, the World Health Organization declared the COVID-19 virus a public health emergency. As of the date of this report, the extent of the impact of COVID-19 on the Library's operations and financial position cannot be determined.

## LEMONT PUBLIC LIBRARY DISTRICT, ILLINOIS

### Notes to the Financial Statements June 30, 2021

---

#### NOTE 4 – OTHER INFORMATION – Continued

##### **RISK MANAGEMENT**

The Library is exposed to various risks of loss related to torts; theft of, damage to and destruction of assets; errors and omissions; natural disasters; and injuries to the Library's employees. These risks are provided for through insurance from private insurance companies. The Library currently reports all its risk management activities in the General Fund. There were no significant changes in insurance coverages from the prior year and settlements did not exceed insurance coverage in any of the past three fiscal years.

##### **EMPLOYEE RETIREMENT SYSTEM – DEFINED BENEFIT PENSION PLAN**

The Library contributes to one defined benefit pension plans, the Illinois Municipal Retirement Fund (IMRF), a defined benefit agent multiple-employer public employee retirement system. IMRF issues a publicly available financial report that includes financial statements and required supplementary information for the plan as a whole, but not by individual employer. That report may be obtained online at [www.imrf.org](http://www.imrf.org). The benefits, benefit levels, employee contributions, and employer contributions are governed by Illinois Compiled Statutes (ILCS) and can only be amended by the Illinois General Assembly.

##### **Illinois Municipal Retirement Fund (IMRF)**

###### **Plan Descriptions**

*Plan Administration.* All employees hired in positions that meet or exceed the prescribed annual hourly standard must be enrolled in IMRF as participating members. The plan is accounted for on the economic resources measurement focus and the accrual basis of accounting. Employer and employee contributions are recognized when earned in the year that the contributions are required, benefits and refunds are recognized as an expense and liability when due and payable.

*Benefits Provided.* IMRF has three benefit plans. The vast majority of IMRF members participate in the Regular Plan (RP). The Sheriff's Law Enforcement Personnel (SLEP) plan is for sheriffs, deputy sheriffs, and selected police chiefs. Counties could adopt the Elected County Official (ECO) plan for officials elected prior to August 8, 2011 (the ECO plan was closed to new participants after that date).



# LEMONT PUBLIC LIBRARY DISTRICT, ILLINOIS

## Notes to the Financial Statements June 30, 2021

---

### NOTE 4 – OTHER INFORMATION – Continued

#### EMPLOYEE RETIREMENT SYSTEM – DEFINED BENEFIT PENSION PLAN – Continued

##### Illinois Municipal Retirement Fund (IMRF) – Continued

###### Plan Description – Continued

*Benefits Provided - Continued.* IMRF provides two tiers of pension benefits. Employees hired *before* January 1, 2011, are eligible for Tier 1 benefits. Tier 1 employees are vested for pension benefits when they have at least eight years of qualifying service credit. Tier 1 employees who retire at age 55 (at reduced benefits) or after age 60 (at full benefits) with eight years of service are entitled to an annual retirement benefit, payable monthly for life, in an amount equal to 1-2/3% of the final rate of earnings for the first 15 years of service credit, plus 2% for each year of service credit after 15 years to a maximum of 75% of their final rate of earnings. Final rate of earnings is the highest total earnings during any consecutive 48 months within the last 10 years of service, divided by 48. Under Tier 1, the pension is increased by 3% of the original amount on January 1 every year after retirement.

Employees hired *on or after* January 1, 2011, are eligible for Tier 2 benefits. For Tier 2 employees, pension benefits vest after ten years of service. Participating employees who retire at age 62 (at reduced benefits) or after age 67 (at full benefits) with ten years of service are entitled to an annual retirement benefit, payable monthly for life, in an amount equal to 1-2/3% of the final rate of earnings for the first 15 years of service credit, plus 2% for each year of service credit after 15 years to a maximum of 75% of their final rate of earnings. Final rate of earnings is the highest total earnings during any 96 consecutive months within the last 10 years of service, divided by 96. Under Tier 2, the pension is increased on January 1 every year after retirement, upon reaching age 67, by the *lesser* of:

- 3% of the original pension amount, or
- 1/2 of the increase in the Consumer Price Index of the original pension amount.

*Plan Membership.* As of December 31, 2020, the measurement date, the following employees were covered by the benefit terms:

Inactive Plan Members Currently Receiving Benefits	24
Inactive Plan Members Entitled to but not yet Receiving Benefits	36
Active Plan Members	<u>15</u>
Total	<u><u>75</u></u>

# LEMONT PUBLIC LIBRARY DISTRICT, ILLINOIS

## Notes to the Financial Statements June 30, 2021

---

### NOTE 4 – OTHER INFORMATION – Continued

#### EMPLOYEE RETIREMENT SYSTEM – DEFINED BENEFIT PENSION PLAN – Continued

##### Illinois Municipal Retirement Fund (IMRF) – Continued

##### Plan Description – Continued

*Contributions.* As set by statute, the Library’s Regular Plan Members are required to contribute 4.50% of their annual covered salary. The statute requires employers to contribute the amount necessary, in addition to member contributions, to finance the retirement coverage of its own employees. For the year-ended June 30, 2021, the Library’s contribution was 14.15% of covered payroll.

*Net Pension Liability.* The Library’s net pension liability was measured as of December 31, 2020. The total pension liability used to calculate the net pension liability was determined by an actuarial valuation as of that date.

*Actuarial Assumptions.* The total pension liability was determined by an actuarial valuation performed, as of December 31, 2020, using the following actuarial methods and assumptions:

Actuarial Cost Method	Entry Age Normal
Asset Valuation Method	Fair Value
Actuarial Assumptions	
Interest Rate	7.25%
Salary Increases	2.85% - 13.75%
Cost of Living Adjustments	2.25%
Inflation	2.25%

# LEMONT PUBLIC LIBRARY DISTRICT, ILLINOIS

## Notes to the Financial Statements June 30, 2021

---

### NOTE 4 – OTHER INFORMATION – Continued

#### EMPLOYEE RETIREMENT SYSTEM – DEFINED BENEFIT PENSION PLAN – Continued

##### Illinois Municipal Retirement Fund (IMRF) – Continued

###### Plan Description – Continued

*Actuarial Assumptions – Continued.* For nondisabled retirees, the Pub-2010, Amount-Weighted, below-median income, General, Retiree, Male (adjusted 106%) and Female (adjusted 105%) tables, and future mortality improvements projected using scale MP-2020. For disabled retirees, the Pub-2010, Amount-Weighted, below-median income, General, Disabled Retiree, Male and Female (both unadjusted) tables, and future mortality improvements projected using scale MP-2020. For active members, the Pub-2010, Amount-Weighted, below-median income, General, Employee, Male and Female (both unadjusted) tables, and future mortality improvements projected using scale MP-2020.

The long-term expected rate of return on pension plan investments was determined using a building-block method in which best-estimate ranges of expected future real rates of return (expected returns, net of pension plan investment expense, and inflation) are developed for each major asset class. These ranges are combined to produce the long-term expected rate of return by weighting the expected future real rates of return to the target asset allocation percentage and adding expected inflation. The target allocation and best estimates of geometric real rates of return for each major asset class are summarized in the following table:

<u>Asset Class</u>	<u>Target</u>	<u>Long-Term Expected Real Rate of Return</u>
Fixed Income	28.00%	1.30%
Domestic Equities	37.00%	5.00%
International Equities	18.00%	6.00%
Real Estate	9.00%	6.20%
Blended	7.00%	2.85% - 6.95%
Cash and Cash Equivalents	1.00%	0.70%

# LEMONT PUBLIC LIBRARY DISTRICT, ILLINOIS

## Notes to the Financial Statements June 30, 2021

---

### NOTE 4 – OTHER INFORMATION – Continued

#### EMPLOYEE RETIREMENT SYSTEM – DEFINED BENEFIT PENSION PLAN – Continued

##### Illinois Municipal Retirement Fund (IMRF) – Continued

###### Discount Rate

The discount rate used to measure the total pension liability was 7.25%, same as the prior valuation. The projection of cash flows used to determine the discount rate assumed that member contributions will be made at the current contribution rate and that Library contributions will be made at rates equal to the difference between the actuarially determined contribution rates and the member rate. Based on those assumptions, the Fund's fiduciary net position was projected to be available to make all project future benefit payments of current plan members. Therefore, the long-term expected rate of return on pension plan investments was applied to all period of projected benefit payments to determine the total pension liability.

###### Discount Rate Sensitivity

The following is a sensitivity analysis of the net pension liability/(asset) to changes in the discount rate. The table below presents the net pension liability/(asset) of the Library calculated using the discount rate as well as what the Library's net pension liability/(asset) would be if it were calculated using a discount rate that is one percentage point lower or one percentage point higher than the current rate:

	1% Decrease (6.25%)	Current Discount Rate (7.25%)	1% Increase (8.25%)
Net Pension Liability/(Asset)	\$ 808,404	341,779	(38,042)

**LEMONT PUBLIC LIBRARY DISTRICT, ILLINOIS**

**Notes to the Financial Statements  
June 30, 2021**

---

**NOTE 4 – OTHER INFORMATION – Continued**

**EMPLOYEE RETIREMENT SYSTEM – DEFINED BENEFIT PENSION PLAN – Continued**

**Illinois Municipal Retirement Fund (IMRF) – Continued**

**Changes in the Net Pension Liability**

	Total Pension Liability (A)	Plan Fiduciary Net Position (B)	Net Pension Liability (A) - (B)
Balances at December 31, 2019	\$ 3,479,224	2,980,226	498,998
Changes for the year:			
Service Cost	54,936	-	54,936
Interest on the Total Pension Liability	245,657	-	245,657
Difference Between Expected and Actual Experience of the Total Pension Liability	193,817	-	193,817
Changes of Assumptions	(51,982)	-	(51,982)
Contributions - Employer	-	90,222	(90,222)
Contributions - Employees	-	26,629	(26,629)
Net Investment Income	-	438,407	(438,407)
Benefit Payments, including Refunds of Employee Contributions	(236,639)	(236,639)	-
Other (Net Transfer)	-	44,389	(44,389)
Net Changes	205,789	363,008	(157,219)
Balances at December 31, 2020	3,685,013	3,343,234	341,779

# LEMONT PUBLIC LIBRARY DISTRICT, ILLINOIS

## Notes to the Financial Statements June 30, 2021

### NOTE 4 – OTHER INFORMATION – Continued

#### EMPLOYEE RETIREMENT SYSTEM – DEFINED BENEFIT PENSION PLAN – Continued

##### Illinois Municipal Retirement Fund (IMRF) – Continued

#### Pension Expense, Deferred Outflows of Resources, and Deferred Inflows of Resources Related to Pensions

For the year ended June 30, 2021, the Library recognized pension expense of \$81,807. At June 30, 2021, the Library reported deferred outflows of resources and deferred inflows of resources related to pensions from the following sources:

	Deferred Outflows of Resources	Deferred Inflows of Resources	Totals
Differences Between Expected and Actual Experience	\$ 98,971	-	98,971
Changes in Assumptions	-	(26,544)	(26,544)
Net difference between projected and actual Earnings on Pension Plan Investments	-	(258,306)	(258,306)
Total Expenses to be Recognized in Future Periods	98,971	(284,850)	(185,879)
Pension Contributions Made Subsequent to the Measurement Date	53,964	-	53,964
Total Deferred Amounts Related to IMRF	152,935	(284,850)	(131,915)

\$53,964 reported as deferred outflows of resources related to pensions resulting from employer contributions subsequent to the measurement date and will be recognized as a reduction of the net pension liability in the reporting year ended June 30, 2022.

**LEMONT PUBLIC LIBRARY DISTRICT, ILLINOIS**

**Notes to the Financial Statements  
June 30, 2021**

---

**NOTE 4 – OTHER INFORMATION – Continued**

**EMPLOYEE RETIREMENT SYSTEM – DEFINED BENEFIT PENSION PLAN – Continued**

**Illinois Municipal Retirement Fund (IMRF) – Continued**

**Pension Expense, Deferred Outflows of Resources, and Deferred Inflows of Resources Related to Pensions – Continued**

Amounts reported as deferred outflows of resources and deferred inflows of resources related to pensions will be recognized in pension expense in future periods as follows:

<u>Fiscal Year</u>	<u>Net Deferred (Inflows) of Resources</u>
2022	\$ (8,980)
2023	(27,908)
2024	(103,977)
2025	(45,014)
2026	-
Thereafter	-
Total	<u>(185,879)</u>

**POST-EMPLOYMENT BENEFITS**

The Library has evaluated its potential other post-employment benefits liability. Former employees who choose to retain their rights to health insurance through the Library are required to pay 100% of the current premium. However, there is minimal participation. As the Library provides no explicit benefit, and there is minimal participation, there is no material implicit subsidy to calculate in accordance with GASB Statement No. 75, *Accounting and Financial Reporting for Postemployment Benefits Other Than Pensions*. Therefore, the Library has not recorded a liability as of June 30, 2021.

## **REQUIRED SUPPLEMENTARY INFORMATION**

Required supplementary information includes financial information and disclosures that are required by the GASB but are not considered a part of the basic financial statements. Such information includes:

- Schedule of Employer Contributions  
    Illinois Municipal Retirement Fund
  
- Schedule of Changes in the Employer's Net Pension Liability  
    Illinois Municipal Retirement Fund
  
- Budgetary Comparison Schedule  
    General Fund

Notes to the Required Supplementary Information

Budgetary Information – Budgets are adopted on a basis consistent with generally accepted accounting principles.



**LEMONT PUBLIC LIBRARY DISTRICT, ILLINOIS**

**Illinois Municipal Retirement Fund**

**Required Supplementary Information**

**Schedule of Employer Contributions**

**June 30, 2021**

Fiscal Year	Actuarially Determined Contribution	Contributions in Relation to the Actuarially Determined Contribution	Contribution Excess/ (Deficiency)	Covered Payroll	Contributions as a Percentage of Covered Payroll
2015	\$ 59,972	\$ 62,687	\$ 2,715	\$ 459,206	13.65%
2016	67,350	67,350	-	530,324	12.70%
2017	75,580	75,580	-	561,087	13.47%
2018	63,551	63,551	-	502,581	12.64%
2019	61,735	61,735	-	500,503	12.33%
2020	73,184	80,068	6,884	564,233	14.19%
2021	100,860	100,860	-	712,956	14.15%

Notes to the Required Supplementary Information:

Actuarial Cost Method	Entry Age Normal
Amortization Method	Level % Pay (Closed)
Remaining Amortization Period	23 Years
Asset Valuation Method	5-Year Smoothed Fair Value
Inflation	2.50%
Salary Increases	3.35% - 14.25%
Investment Rate of Return	7.25%
Retirement Age	See the Notes to the Financial Statements
Mortality	IMRF specific mortality table was used with fully generational projection scale MP-2017 (base year 2015).

Note:

This schedule is intended to show information for ten years. Information for additional years will be displayed as it becomes available.

# LEMONT PUBLIC LIBRARY DISTRICT, ILLINOIS

## Illinois Municipal Retirement Fund

### Required Supplementary Information

### Schedule of Changes in the Employer's Net Pension Liability

June 30, 2021

	<u>December 31,</u> <u>2014</u>
Total Pension Liability	
Service Cost	\$ 59,314
Interest	172,175
Differences Between Expected and Actual Experience	(7,632)
Change of Assumptions	101,363
Benefit Payments, Including Refunds of Member Contributions	<u>(94,365)</u>
Net Change in Total Pension Liability	230,855
Total Pension Liability - Beginning	<u>2,316,261</u>
Total Pension Liability - Ending	<u><u>2,547,116</u></u>
Plan Fiduciary Net Position	
Contributions - Employer	\$ 62,687
Contributions - Members	21,600
Net Investment Income	129,145
Benefit Payments, Including Refunds of Member Contributions	(94,365)
Other (Net Transfer)	<u>12,070</u>
Net Change in Plan Fiduciary Net Position	131,137
Plan Net Position - Beginning	<u>2,122,172</u>
Plan Net Position - Ending	<u><u>2,253,309</u></u>
Employer's Net Pension Liability	<u><u>\$ 293,807</u></u>
Plan Fiduciary Net Position as a Percentage of the Total Pension Liability	88.47%
Covered Payroll	\$ 459,206
Employer's Net Pension Liability as a Percentage of Covered Payroll	63.98%

Note:

This schedule is intended to show information for ten years. Information for additional years will be displayed as it becomes available.

December 31, 2015	December 31, 2016	December 31, 2017	December 31, 2018	December 31, 2019	December 31, 2020
55,449	62,981	64,197	50,027	52,688	54,936
188,731	204,485	217,118	223,941	230,769	245,657
77,270	38,463	79,258	35,341	149,708	193,817
3,507	(11,093)	(102,176)	82,262	-	(51,982)
(103,403)	(125,480)	(150,435)	(170,256)	(221,244)	(236,639)
221,554	169,356	107,962	221,315	211,921	205,789
2,547,116	2,768,670	2,938,026	3,045,988	3,267,303	3,479,224
2,768,670	2,938,026	3,045,988	3,267,303	3,479,224	3,685,013
67,350	75,580	68,084	62,643	67,505	90,222
23,865	25,249	24,163	22,355	25,167	26,629
11,236	154,454	416,687	(158,964)	478,826	438,407
(103,403)	(125,480)	(150,435)	(170,256)	(221,244)	(236,639)
15,524	35,519	(24,471)	51,788	55,175	44,389
14,572	165,322	334,028	(192,434)	405,429	363,008
2,253,309	2,267,881	2,433,203	2,767,231	2,574,797	2,980,226
2,267,881	2,433,203	2,767,231	2,574,797	2,980,226	3,343,234
500,789	504,823	278,757	692,506	498,998	341,779
81.91%	82.82%	90.85%	78.80%	85.66%	90.73%
530,324	561,087	536,947	496,771	559,276	591,754
94.43%	89.97%	51.92%	139.40%	89.22%	57.76%

**LEMONT PUBLIC LIBRARY DISTRICT, ILLINOIS**

**General Fund**

**Schedule of Revenues, Expenditures and Changes in Fund Balance - Budget and Actual  
For the Fiscal Year Ended June 30, 2021**

	Budget Original and Final	Actual
Revenues		
Taxes		
Property	\$ 1,214,000	1,275,130
Intergovernmental	27,106	27,106
Charges for Services	1,400	992
Fines and Fees	27,500	14,158
Interest	16,000	13,074
Miscellaneous		
Donations	8,000	20,418
Other	3,000	2,943
Total Revenues	<u>1,297,006</u>	<u>1,353,821</u>
Expenditures		
Culture and Recreation		
Administrative	1,069,900	1,205,051
Adult Services	80,250	71,728
Youth Services	20,000	16,120
Total Expenditures	<u>1,170,150</u>	<u>1,292,899</u>
Excess (Deficiency) of Revenues Over (Under) Expenditures	126,856	60,922
Other Financing (Uses)		
Transfers Out	<u>(36,356)</u>	<u>(119,225)</u>
Net Change in Fund Balance	<u>90,500</u>	(58,303)
Fund Balance - Beginning		<u>917,828</u>
Fund Balance - Ending		<u>859,525</u>

## **OTHER SUPPLEMENTARY INFORMATION**

Other supplementary information includes financial statements and schedules not required by the GASB, nor a part of the basic financial statements, but are presented for purposes of additional analysis.

Such statements and schedules include:

- Budgetary Comparison Schedules – Major Governmental Funds
- Combining Statements – Nonmajor Governmental Funds
- Budgetary Comparison Schedules – Nonmajor Governmental Funds

## **INDIVIDUAL FUND DESCRIPTIONS**

---

### **GENERAL FUND**

The General Fund is used to account for all financial resources except those required to be accounted for in another fund.

---

### **SPECIAL REVENUE FUNDS**

The Special Revenue Funds are used to account for the proceeds of specific revenue sources (other than fiduciary funds or capital project funds) that are legally restricted to expenditure for specified purposes.

#### **Audit Fund**

The Audit Fund is used to account for revenues derived from a specific annual property tax levy and expenditures of these monies for the annual audit of the Library.

#### **Illinois Municipal Retirement Fund**

The Illinois Municipal Retirement Fund is used to account for the Library's participation in the Illinois Municipal Retirement Fund. Financing is provided by a specific annual property tax levy which produces a sufficient amount to pay the Library's contributions to the fund on behalf of its employees.

#### **Social Security Fund**

The Social Security Fund is used to account for revenues derived from a specific annual property tax levy and expenditures of these monies for payment of the employer's portion of Federal Social Security and Medicare taxes.

#### **Maintenance Fund**

The Maintenance Fund is used to account for Library building maintenance and operational related costs.

---

### **DEBT SERVICE FUND**

The Debt Service Funds are used to account for the accumulation of resources for, and the payment of, general long-term debt principal and interest.

#### **Bond Fund**

The Bond Fund is used to accumulate property tax monies for the Library's general obligation library bonds (Series 2015) for payment of the principal and interest on governmental debt.

---

## **INDIVIDUAL FUND DESCRIPTIONS**

---

### **CAPITAL PROJECTS FUND**

The Capital Projects Funds are used to account for all resources used for the acquisition of capital facilities by a governmental unit except those financed by Proprietary and Trust Funds.

#### **Capital Project Fund**

The Capital Project Fund is used to account for future capital improvements at the Library.

---

**LEMONT PUBLIC LIBRARY DISTRICT, ILLINOIS**

**General Fund**

**Schedule of Expenditures - Budget and Actual  
For the Fiscal Year Ended June 30, 2021**

	Budget	
	Original	
	and Final	Actual
Culture and Recreation		
Administrative		
Salaries	\$ 718,500	859,554
Health Insurance	45,000	61,520
Unemployment Insurance	5,000	8,883
Building and Contents Insurance	18,000	15,034
Library Equipment	4,000	7,646
Inter-Library Loan OCLC	3,000	2,595
Board Secretary	3,000	1,870
Legal Fees	8,000	5,114
Payroll Services	5,000	4,864
Staff Recognition	1,000	2,651
Travel	1,000	24
Staff Training and Education	4,500	1,480
Dues	2,000	2,236
E-Pay Charges	700	324
Business Expenditures	5,000	5,550
Collection Services	500	-
Passport Processing	2,000	192
Communication Services	10,000	12,445
Advertising	5,000	1,526
Publication of Legal Notices	3,000	1,728
Graphic Design	5,000	2,786
Administrative Supplies	4,000	3,138
Operating Supplies	21,000	38,273
Printing Equipment	15,000	11,057
Postage and Shipping	2,500	2,098
Newsletter	12,000	16,578
Materials Replacement	200	93
Digital Content	50,000	42,015
Pinnacle Lib. Coop	47,000	47,000



LEMONT PUBLIC LIBRARY DISTRICT, ILLINOIS

General Fund

Schedule of Expenditures - Budget and Actual - Continued  
For the Fiscal Year Ended June 30, 2021

	<u>Budget</u> <u>Original</u> <u>and Final</u>	<u>Actual</u>
Culture and Recreation - Continued		
Administrative - Continued		
Computer Parts and Software	\$ 15,000	18,890
Website Maintenance	2,000	5,000
On-Line Services	52,000	22,887
Total Administrative	<u>1,069,900</u>	<u>1,205,051</u>
Adult and Teen Services		
Programs	10,000	9,169
Books	36,750	39,947
Periodicals	10,000	5,682
DVD's/CD's	18,300	14,897
Audiobooks	5,200	2,033
Total Adult Services	<u>80,250</u>	<u>71,728</u>
Youth Services		
Programs	10,000	7,695
Books	6,750	5,359
DVD's/CD's	3,250	3,066
Total Youth Services	<u>20,000</u>	<u>16,120</u>
Total Expenditures	<u><u>1,170,150</u></u>	<u><u>1,292,899</u></u>

LEMONT PUBLIC LIBRARY DISTRICT, ILLINOIS

Bond - Debt Service Fund

Schedule of Revenues, Expenditures and Changes in Fund Balance - Budget and Actual  
For the Fiscal Year Ended June 30, 2021

---

---

	<u>Budget</u> <u>Original</u> <u>and Final</u>	<u>Actual</u>
Revenues		
Property Taxes	\$ 281,600	278,774
Expenditures		
Debt Service		
Principal Retirement	181,225	180,000
Interest and Fiscal Charges	82,475	82,475
Total Expenditures	<u>263,700</u>	<u>262,475</u>
Net Change in Fund Balance	<u>17,900</u>	16,299
Fund Balance - Beginning		<u>172,863</u>
Fund Balance - Ending		<u>189,162</u>

LEMONT PUBLIC LIBRARY DISTRICT, ILLINOIS

Capital Project - Capital Projects Fund

Schedule of Revenues, Expenditures and Changes in Fund Balance - Budget and Actual  
For the Fiscal Year Ended June 30, 2021

	<u>Budget</u> <u>Original</u> <u>and Final</u>	<u>Actual</u>
Revenues		
Miscellaneous		
Gifts	\$ 5,000	-
Impact Fees	10,000	10,971
Total Revenues	<u>15,000</u>	<u>10,971</u>
Expenditures		
Capital Outlay	<u>195,000</u>	<u>28,818</u>
Excess (Deficiency) of Revenues Over (Under) Expenditures	(180,000)	(17,847)
Other Financing Sources		
Transfers In	<u>180,000</u>	<u>-</u>
Net Change in Fund Balance	<u>-</u>	(17,847)
Fund Balance - Beginning		<u>131,749</u>
Fund Balance - Ending		<u><u>113,902</u></u>

**LEMONT PUBLIC LIBRARY DISTRICT, ILLINOIS**

**Nonmajor Governmental Funds**

**Combining Balance Sheet**

**June 30, 2021**

	Special Revenue				Totals
	Audit	Illinois Municipal Retirement	Social Security	Maintenance	
<b>ASSETS</b>					
Receivables - Net of Allowances					
Property Taxes	\$ 1,539	28,576	19,908	44,882	94,905
<b>DEFERRED INFLOWS OF RESOURCES</b>					
Property Taxes	1,539	28,576	19,908	44,882	94,905
<b>FUND BALANCES</b>					
Restricted	-	-	-	-	-
Total Deferred Inflows of Resources and Fund Balances	1,539	28,576	19,908	44,882	94,905

**LEMONT PUBLIC LIBRARY DISTRICT, ILLINOIS**

**Nonmajor Governmental Funds**

**Combining Statement of Revenues, Expenditures and Changes in Fund Balances  
For the Fiscal Year Ended June 30, 2021**

	Special Revenue				Totals
	Audit	Illinois Municipal Retirement	Social Security	Maintenance	
Revenues					
Property Taxes	\$ 2,782	59,746	42,250	92,817	197,595
Expenditures					
Culture and Recreation	5,750	100,860	60,661	161,474	328,745
Excess (Deficiency) of Revenues Over (Under) Expenditures	(2,968)	(41,114)	(18,411)	(68,657)	(131,150)
Other Financing Sources					
Transfers In	2,968	41,114	18,341	56,802	119,225
Net Change in Fund Balances	-	-	(70)	(11,855)	(11,925)
Fund Balances - Beginning	-	-	70	11,855	11,925
Fund Balances - Ending	-	-	-	-	-

LEMONT PUBLIC LIBRARY DISTRICT, ILLINOIS

Audit - Special Revenue Fund

Schedule of Revenues, Expenditures and Changes in Fund Balance - Budget and Actual  
For the Fiscal Year Ended June 30, 2021

---

---

	<u>Budget</u> <u>Original</u> <u>and Final</u>	<u>Actual</u>
Revenues		
Property Taxes	\$ 950	2,782
Expenditures		
Culture and Recreation		
Contractual Services		
Audit	<u>5,950</u>	<u>5,750</u>
Excess (Deficiency) of Revenues Over (Under) Expenditures	(5,000)	(2,968)
Other Financing Sources		
Transfers In	<u>5,000</u>	<u>2,968</u>
Net Change in Fund Balance	<u><u>-</u></u>	-
Fund Balance - Beginning		<u>-</u>
Fund Balance - Ending		<u><u>-</u></u>

LEMONT PUBLIC LIBRARY DISTRICT, ILLINOIS

Illinois Municipal Retirement - Special Revenue Fund

Schedule of Revenues, Expenditures and Changes in Fund Balance - Budget and Actual  
For the Fiscal Year Ended June 30, 2021

---

---

	<u>Budget</u> <u>Original</u> <u>and Final</u>	<u>Actual</u>
Revenues		
Property Taxes	\$ 55,200	59,746
Expenditures		
Culture and Recreation		
Personnel Services		
Illinois Municipal Retirement	<u>75,000</u>	<u>100,860</u>
Excess (Deficiency) of Revenues Over (Under) Expenditures	(19,800)	(41,114)
Other Financing Sources		
Transfers In	<u>20,000</u>	<u>41,114</u>
Net Change in Fund Balance	<u>200</u>	-
Fund Balance - Beginning		<u>-</u>
Fund Balance - Ending		<u>-</u>

LEMONT PUBLIC LIBRARY DISTRICT, ILLINOIS

Social Security - Special Revenue Fund

Schedule of Revenues, Expenditures and Changes in Fund Balance - Budget and Actual  
For the Fiscal Year Ended June 30, 2021

---

---

	<u>Budget</u> <u>Original</u> <u>and Final</u>	<u>Actual</u>
Revenues		
Property Taxes	\$ 38,000	42,250
Expenditures		
Culture and Recreation		
Personnel Services		
Social Security	<u>55,000</u>	<u>60,661</u>
Excess (Deficiency) of Revenues Over (Under) Expenditures	(17,000)	(18,411)
Other Financing Sources		
Transfers In	<u>15,000</u>	<u>18,341</u>
Net Change in Fund Balance	<u>(2,000)</u>	(70)
Fund Balance - Beginning		<u>70</u>
Fund Balance - Ending		<u><u>-</u></u>



**LEMONT PUBLIC LIBRARY DISTRICT, ILLINOIS**

**Maintenance - Special Revenue Fund**

**Schedule of Revenues, Expenditures and Changes in Fund Balance - Budget and Actual  
For the Fiscal Year Ended June 30, 2021**

---

---

	<u>Budget</u>	
	Original and Final	Actual
Revenues		
Property Taxes	\$ 92,528	92,817
Expenditures		
Culture and Recreation		
Contractual Services	77,000	116,190
Building Maintenance and Supplies	48,000	45,284
Total Expenditures	<u>125,000</u>	<u>161,474</u>
Excess (Deficiency) of Revenues Over (Under) Expenditures	(32,472)	(68,657)
Other Financing Sources		
Transfers In	<u>44,000</u>	<u>56,802</u>
Net Change in Fund Balance	<u>11,528</u>	(11,855)
Fund Balance - Beginning		<u>11,855</u>
Fund Balance - Ending		<u>-</u>

## **SUPPLEMENTAL SCHEDULES**

**LEMONT PUBLIC LIBRARY DISTRICT, ILLINOIS**

**Long-Term Debt Requirements**

**General Obligation Library Bonds of 2015  
June 30, 2021**

---



---

Date of Issue	February 11, 2015
Date of Maturity	December 1, 2029
Authorized Issue	\$2,800,000
Denomination of Bonds	\$5,000
Interest Rates	3.00% - 4.00%
Interest Dates	December 1 and June 1
Principal Maturity Date	December 1
Payable at	Amalgamated Bank of Chicago

**CURRENT AND LONG-TERM PRINCIPAL AND INTEREST REQUIREMENTS**

Fiscal Year	Requirements			Interest Due on			
	Principal	Interest	Totals	Dec. 1	Amount	Jun. 1	Amount
2022	\$ 185,000	74,700	259,700	2021	39,200	2022	35,500
2023	190,000	71,000	261,000	2022	35,500	2023	31,700
2024	200,000	63,400	263,400	2023	31,700	2024	27,700
2025	210,000	55,400	265,400	2024	27,700	2025	23,500
2026	215,000	47,000	262,000	2025	23,500	2026	19,200
2027	225,000	38,400	263,400	2026	19,200	2027	14,700
2028	235,000	29,400	264,400	2027	14,700	2028	10,000
2029	245,000	20,000	265,000	2028	10,000	2029	5,100
2030	255,000	10,200	265,200	2029	5,100	2030	-
	<u>1,960,000</u>	<u>409,500</u>	<u>2,369,500</u>		<u>206,600</u>		<u>167,400</u>

**LEMONT PUBLIC LIBRARY DISTRICT, ILLINOIS**

**Schedule of Assessed Valuations, Tax Rates, Tax Extensions and Tax Collections**

**Last Ten Tax Levy Years**

**June 30, 2021**

	2011	2012	2013	2014
Assessed Valuations	\$ 869,068,729	804,570,207	758,880,334	740,951,865
<b>Tax Rates</b>				
Corporate	0.1027	0.1173	0.1303	0.1400
Audit	0.0005	0.0006	0.0007	0.0006
Illinois Municipal Retirement	0.0070	0.0076	0.0078	0.0076
Social Security	0.0055	0.0060	0.0061	0.0061
Maintenance	0.0132	0.0129	0.0121	0.0112
Bond and Interest	0.0435	0.0486	0.0532	0.0560
<b>Total Tax Rates</b>	<b>0.1724</b>	<b>0.1930</b>	<b>0.2102</b>	<b>0.2215</b>
<b>Tax Extensions</b>				
Corporate	916,772	977,471	1,022,157	1,074,143
Audit	4,488	5,065	5,490	4,598
Illinois Municipal Retirement	62,494	63,366	61,203	58,350
Social Security	49,086	50,044	47,869	46,803
Maintenance	118,466	107,356	94,929	85,916
Bond and Interest	391,362	408,853	420,955	433,848
<b>Total Tax Extensions</b>	<b>1,542,668</b>	<b>1,612,155</b>	<b>1,652,603</b>	<b>1,703,658</b>
<b>Collections</b>	<b>1,428,212</b>	<b>1,505,585</b>	<b>1,573,178</b>	<b>1,603,143</b>
<b>Percent Collected</b>	<b>92.58%</b>	<b>93.39%</b>	<b>95.19%</b>	<b>94.10%</b>

Data Source: Office of the Cook County Clerk

Note: Rates are per \$1,000 of Assessed Value

2015	2016	2017	2018	2019	2020
736,877,632	783,008,594	930,212,123	909,701,648	919,010,116	1,040,186,420
0.1446	0.1424	0.1246	0.1335	0.1372	0.1274
0.0005	0.0004	0.0002	0.0001	0.0003	0.0003
0.0083	0.0076	0.0063	0.0062	0.0065	0.0056
0.0062	0.0053	0.0044	0.0043	0.0046	0.0039
0.0131	0.0118	0.0095	0.0095	0.0101	0.0088
0.0376	0.0352	0.0300	0.0307	0.0303	0.0266
0.2103	0.2027	0.1750	0.1843	0.1890	0.1726
1,103,153	1,158,021	1,196,469	1,214,251	1,302,361	1,327,031
3,814	3,271	1,913	909	2,874	3,143
63,317	61,814	60,464	56,401	61,720	58,358
47,297	43,166	42,258	39,117	43,646	40,655
99,650	96,035	91,188	86,421	95,885	91,657
286,083	285,500	287,860	279,143	287,696	276,595
1,603,314	1,647,807	1,680,152	1,676,242	1,794,182	1,797,439
1,541,103	1,530,190	1,591,302	1,641,386	1,710,308	917,287
96.12%	92.86%	94.71%	97.92%	95.33%	51.03%